



Step by Step

How To

Hide the Car Layout on the App

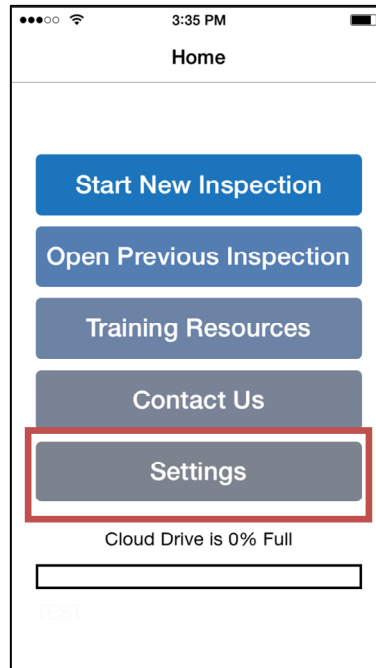
This How To article explains how to hide the car layout on the app

For a complete list of available How To documents visit the Support section of our website: www.inspectaride.com/support/

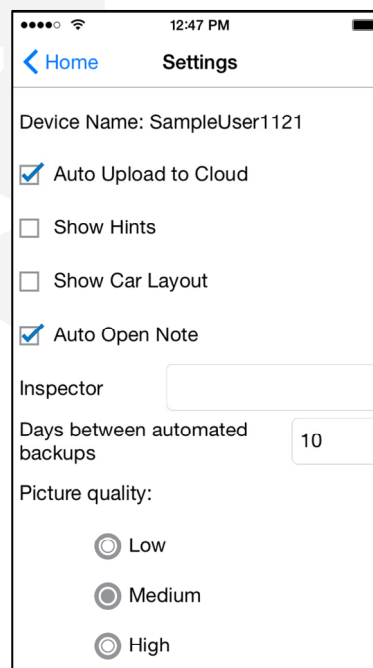
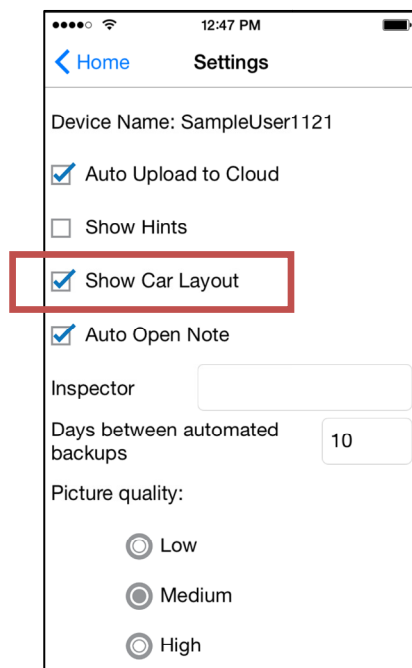
HOW TO: HIDE THE CAR LAYOUT ON THE APP

The Pictures view has a car layout that makes it easy for you to add in a picture of each view of the car. Not everyone will want this to show up and it is easy to hide the car layout. The steps to do this are below.

1. First, open the InspectARide app and tap on the 'Settings' button on the home screen.



2. Here you'll see an option for 'Show Car Layout'. This is checked by default. To hide the car layout simply uncheck this option.



HOW TO: HIDE THE CAR LAYOUT ON THE APP

- Now, when you enter an inspection the car layout will be removed from the Pictures view.

