



Step by Step

How To

Reset Your Password

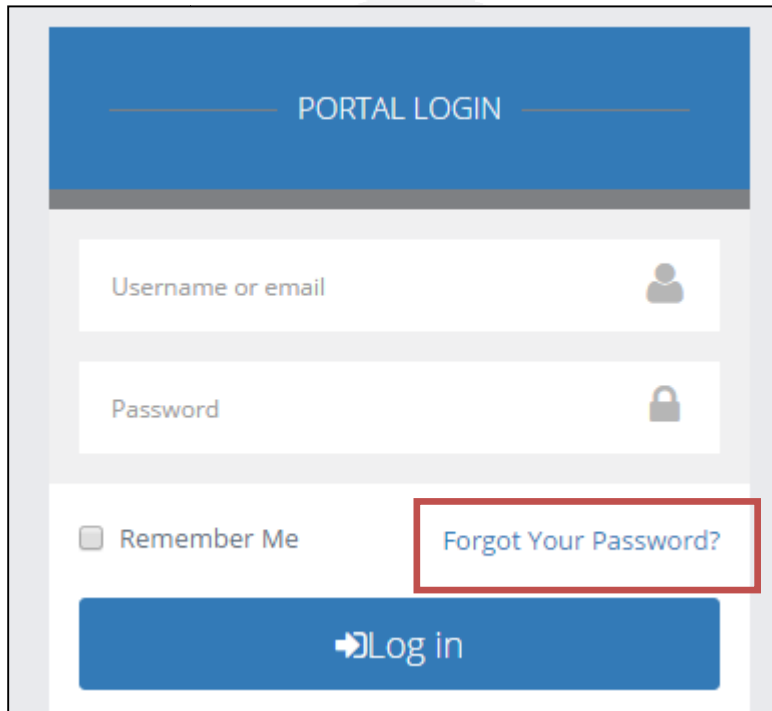
This How To article explains how to reset your InspectARide account password

For a complete list of available How To documents visit the Support section of our website: www.inspectaride.com/support/

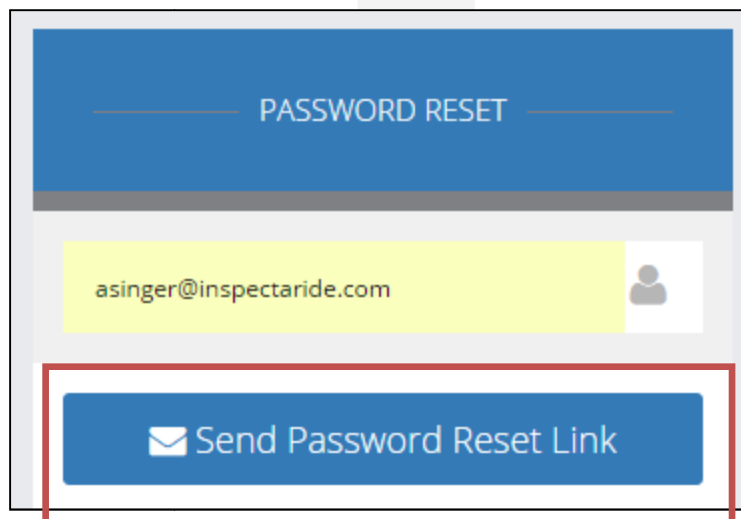
HOW TO: RESET YOUR PASSWORD

If you forget your account password you can easily reset it using the password reset tool. The steps below walk through how this is done.

1. The first step is to go to the InspectARide portal login page. Here is a link to it: <https://www.inspectaride.com/login>
2. On this page tap on where it says 'Forgot Your Password?'

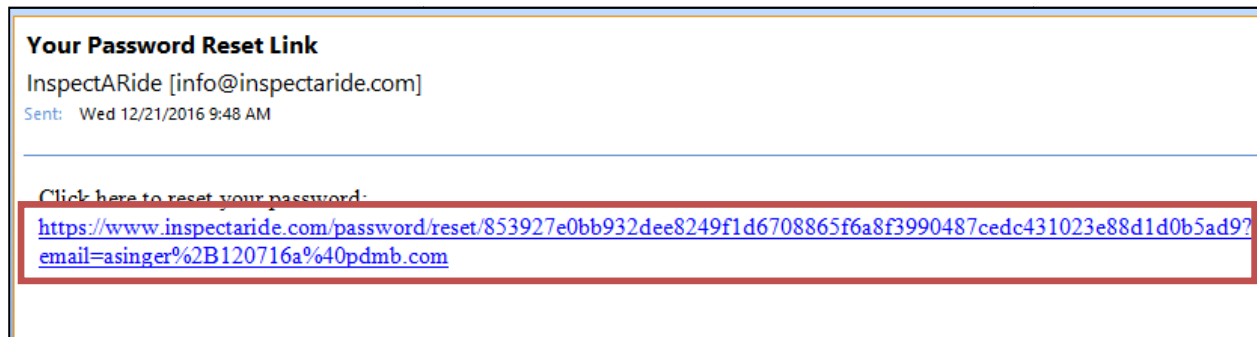


3. This takes you to the Password Reset screen. Enter the email associated with your InspectARide account and tap on the 'Send Password Reset Link' button.

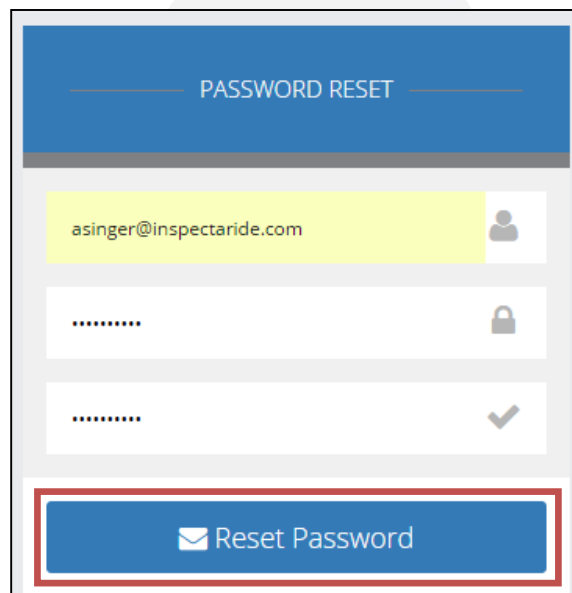


HOW TO: RESET YOUR PASSWORD

- The password reset email has now been sent. Go to your email and open it up. If you don't see it be sure to check your spam/junk filter and see if it is in there. Once you have the email open, click on the link in it.



- This will bring up the Password Reset screen where you can create a new password. Enter the new password in the 'New Password' field and type it again in the 'Confirm Password' field. When finished, tap on 'Reset Password'.



- This will log you into the InspectARide portal and your password will now be reset.